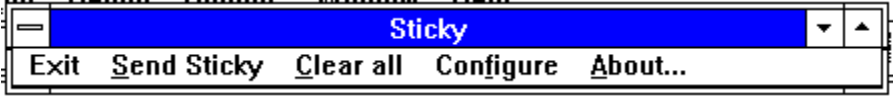


Sticky

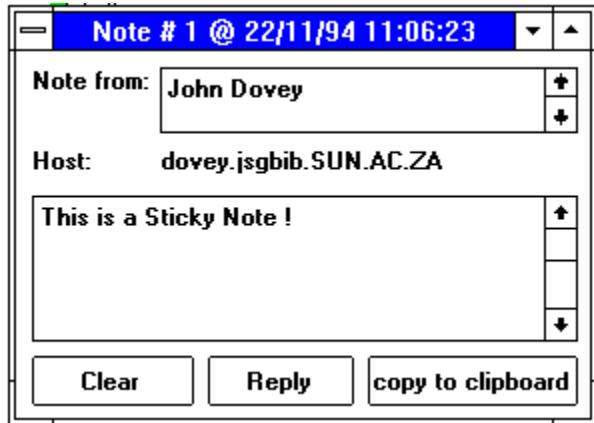
This is the main Sticky screen that just basically lets you select options from the menu....



Sticky Note

(Receive Note)

This is the sticky note that you have received from someone else... There can be lots of them on the screen at any one time...



About Sticky Notes

About Sticky Version 0.63



This most bodacious Sticky application was produced by Harry Feroka and his excellent friend, Kent Fitch, ITSB, CSIRO, Australia, Dec 93.

*Listening
on port:
6711*

Use at your own risk!

If you really like this application, and would like the source code, or would feel better about making a contribution to Australia's government funded-not-for-profit scientific and industrial research organization (CSIRO), send email to commprog@its.csiro.au, and we will tell you how to make a donation!

Thanks to Peter Tattum, University of Tasmania - author of "TRUMPET".

Copyright 1994 CSIRO Australia - all rights reserved.
Version : 0.63 by John Dovey <pjcd@maties.sun.ac.za>

To join the Mailing list, send mail to:
listserv@oliver.sun.ac.za In the BODY put :
SUBSCRIBE STICKY-TALK <Firstname> <LastName>

OK!

Configuration Window (Other Sticky's)

This screen allows you to configure how your Sticky will work. It is also the place where you will specify the Names and addresses of all the other people that you communicate with that are running Sticky !

Configure Other Sticky Hosts

Squiggle Hosts:

Friendly Name	Machine Address	Port
Brent Abrahamse	146.232.128.73	6711
Cyndi	134.84.69.28	6711
Gert Albertse	146.232.108.47	6711
Goth	goth.ee.wits.ac.za	6711
HanNibal	141.214.4.148	6711
John Dovey	Dovey.JsgBib.sun.ac.za	6711
Kenny Peadon	peadon.its.csiro.au	6711
Kit McGuire	199.79.208.37	6711
Magda Liebenberg	mmjvr.jsgbib.sun.ac.za	6711
Peaches	156.34.106.17	6711
Ryk Taljaard	155.240.110.123	6711

Add new entry or modify existing entry here:

<input type="text"/>	<input type="text"/>	<input type="text" value="6711"/>	<input type="button" value="Add"/>
----------------------	----------------------	-----------------------------------	------------------------------------

Your friendly name:

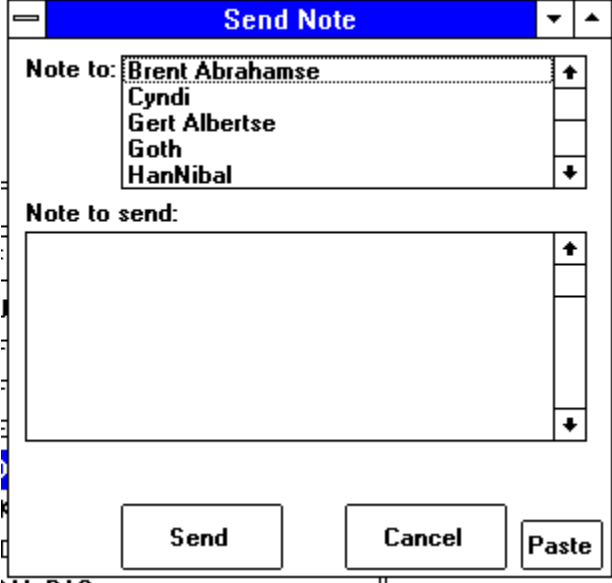
Your Own .wav file to Play

Sounds Beep
 Wave

Send Note

(To Someone else :-)

This is the screen that you will use to send someone else a sticky note. Go ahead and try it... Send a note to me...



Error

The Error's that will appear from time to time will be displayed on a very small form with a red background...

The most common error you will get is the :

Connect Refused !

This means that the other person has not started their copy of Sticky !

Sticky Notes

Contents Page

[About](#)

[Configuration](#)

[Receive Note](#)

[Send Note](#)

[Main Screen](#)

